



[www.uhak2min.com](http://www.uhak2min.com)

**International  
Education & Emigration Fair  
2026**

**Exhibitors' Guide**

**September 19(Sat.) ~ 20(Sun.) 10:00~18:00  
Seoul COEX 1F Hall B**

## Show Outline

<b>TITLE</b>	<b>59th International Education &amp; Emigration Fair in Korea 2026</b>
<b>DATE</b>	<b>September 19(Sat.)-20(Sun.), 2026, 10:00-18:00</b>
<b>VENUE</b>	<b>1F, Hall B, COEX, SEOUL</b>
<b>ADMISSION FEE</b>	<b>Online pre-registration : FREE</b> <b>On-site registration : ₩10,000</b>
<b>WEBSITE</b>	<a href="http://www.uhak2min.com">www.uhak2min.com</a>
<b>ORGANIZED BY</b>	<b>KOREA TRADE FAIRS LTD.</b> <b>+82-2-783-8261</b> <a href="mailto:ktfairs@ktfairs.com">ktfairs@ktfairs.com</a>

## Exhibition Schedule

★ Please be fully aware of this notice and manage your schedule.

Sep.17(Thu.)	↑		<b>By Bus(From/To Airport)</b> KAL Limousine Bus / CALT Limousine Bus / Seoulbus Limousine About an hour, 18,000 won for KAL, 18,000 won for CALT, 17,000 won for Seoulbus Limousine. - You can take these buses from the arrivals section at Incheon Airport. - Employees at information desks will be happy to direct you to the appropriate departure area. - For more information, you may refer to <a href="http://www.coexcenter.com/directions-map-airport/">www.coexcenter.com/directions-map-airport/</a>
Sep.18(Fri.)	Booth Installation ↓	<b>Accepting Exhibitors' Badges</b> Sep.18(Fri) 10:00-20:00 <b>Exhibitors' Booth Branding of Space &amp; Shell Scheme</b> Sep.18(Fri) 14:00-20:00	
Sep.19(Sat.)	↑ Exhibition	<b>Hall Open for Exhibitors</b> Sep.19(Sat.) ~ 20(Sun.) 08:00 <b>Fair Open</b> Sep.19(Sat.) ~ 20(Sun.) 10:00-18:00	
Sep.20(Sun.)	↓ ↓	<b>Booth Removal</b> Sep.20(Sun.) 18:00	

### 1. Detail Work Scheduling

Progress	DATE / TIME
<b>&lt;Booth Installation&gt;</b>	
Booths installation	Sep.17(Thu.) 09:00 - Sep.18(Fri.) 20:00
Booth branding of Space & Shell scheme	Sep.18(Fri.) 14:00 - 20:00
Accepting exhibitors' badges (at the registration desk, in front of Hall D)	Sep.18(Fri.) 10:00 - 20:00
<b>&lt;Exhibition&gt;</b>	
Hall Open for Exhibitors	Sep.19(Sat.) ~ 20(Sun.) 08:00
Fair Open	Sep.19(Sat.) ~ 20(Sun.) 10:00 - 18:00
<b>&lt;Dismantle&gt;</b>	
Booths removal	Immediately after the fair closing (Sep.20(Sun.) 18:00)
Exhibits removal	Demolition immediately after exhibition ends (Sep.20(Sun.) 18:00)
Hall removal	Sep.20(Sun.) 18:00 - 21:00

※ The dismantle should be finished on September 20(Sun.)

On the day, exhibitors are recommended to remove all exhibits **immediately after the fair.**

※ The schedule above could be changed.

Please do not forget to check the last notice released in a week before the fair.

## Exhibitors' Badges

Exhibitor's badge is required when booth residents enter the exhibition hall during the exhibition, installation and dismantle period.

Non-resident exhibitors and visitors should receive admission tickets for visitors through online pre-registration or on-site registration.

<b>DATE</b>	<b>Sep.18 (Fri.) 10:00 - 20:00</b>
<b>VENUE</b>	<b>Registration Desk in front of Hall B(1F)</b>

### Exhibitors' Badges(Example)

Exhibitors are recommended bringing a business card to attach to exhibitor's badge.



※The badge image could be changed.

※ Please bring a business card that can be attached to the Exhibitors' Badges

※ The schedule could be changed. Please check the Exhibitor's Notice that will be sent before the event.

# Invitation Letter

## 1. Invitation Letter

Please enter the required information for the issuance of a invitation letter

- Each booth allows up to 2 participants. An additional fee of \$200 per person will be charged for extra participants.

NO.	Name	Passport Number	Sex	Date of Birth (YYYY-MM-DD)	Company Name	Position

## 2. Supporting document.

To issue a a invitation letter, please attach the following two documents.

- A copy of passport
- An image of business card.
- If any required documents are missing, the invitaion letter will be cancelled.

- Invitation letters will be issued only after the participation fee has been fully paid.
- If payment is not confirmed, the issuance of the invitation letter may be restricted.  
Please make sure to complete your payment in advance.

# E-Invitation

## 1. E-invitation Image (Example)



Education Image Save

Emigration Image Save



- The image could be changed.
- Exhibitors can distribute the attached image through e-mail or SNS for free.  
(\* Please note that a simple information form must be completed on-site.)

## 2. How to use E-invitation

- Distribute E-invitation to invited visitors
- on-site registration at the registration desk (in front of Hall B, COEX)
- Issuance of visitor's pass and go in to the hall

# Exhibitor Information

## 1. Exhibitor Name (★)

Please enter the name of the company to be marked on the [Show Guide and Fascia Board](#).

- If not entered, it will be marked the same as the company name in the contract.

If you want to change it, please click the check box.

- If you type in either Korean or English, it will only appear in that language. (Please fill out all to show them a

Korean:	
English:	

## 2. Country (★)

Please select the country that will be marked on the show guide and website.

- Up to two countries can be selected. Three or more countries are classified as 'multi-national'.
- If you select two countries, they are classified in alphabetical order.

EX) Malaysia, Canada ► It appears under the "Canada" section in show guide.

1

2

## 3. Logo of the exhibitor (★)

Please attach the company(school) logo to be published on our website and other promotional materials.

File Attachment(JPG, PNG)

# Additional Interior(Shell Scheme)

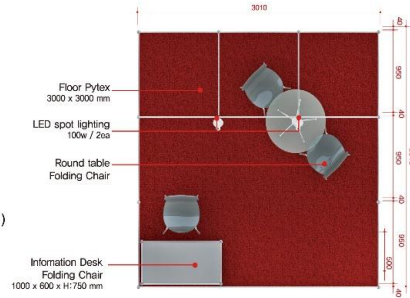
Image Save


 해외 유학 박람회 International Education & Career Fair  
 해외 이민, 투자 박람회 International Emigration & Investment Fair


Standard Booth (3000 x 3000 x H:2480 mm)



- Standard Booth**
- Construction work
  - Fascia Name Board
  - Pytex
  - LED Spot Light (2)
  - Information desk (1), Folding Chair(1)
  - Waste Basket (1)
  - 220V/1.3Kw-13amp Outlet
  - Round table (1), Chair (2)



TOP VIEW






SIDE VIEW

※ The size of the picture above is only for the Space & Shell Scheme booth.

- Additional furniture, back wall interiors, banners, etc. can be prepared separately, or you can apply to us. (Shell Scheme booth includes 1 Information desk, 1 Round table, 3 chairs and 1 waste basket per 1 booth.)

## 1. Banner - [Charged]

- The print file must be prepared by yourself. We receive the file and help you print and install it.
- It's a banner made of **tent material**.
- To print with other materials (ex. PET, PVC), please contact your organization via email below : [ktfairs@ktfairs.com](mailto:ktfairs@ktfairs.com)

Sign banner	Booth Wall banner	Info desk banner
		
\$ 300	\$ 200	\$ 200
(Installation costs included)	(per booth wall)	
W2930 x H900	W2930 x H2375	W935x H595
Quantity :	Quantity :	Quantity :

### 1-1. Sign banner

If you need a banner installed above the Fascia Board, please apply.

- Cost : \$300 (excluding VAT)
- Size for printing: 2930 x 900
- ※ If you apply for more than 2 quantities, please upload them as ZIP files.

File Attachment(JPG, PNG)

Select File

### 1-2. Booth Wall Banner

If you need a banner on the wall inside the booth, please apply.

- Cost : \$200 / per booth wall (excluding VAT)
- Size for printing: 2930×2375 (945×2375\*3)
- ※ If you apply for more than 2 quantities, please upload them as ZIP files.

File Attachment(JPG, PNG)

Select File

### 1-3. Info desk Banner

If you need a banner for the information desk, please apply.

- Cost : \$200 / per booth wall (excluding VAT)
- Size for printing: 935×595
- ※ If you apply for more than 2 quantities, please upload them as ZIP files.

File Attachment(JPG, PNG)

Select File

## 2. Pole stand at the top of booth Installation - [Free]

You need to apply for a Pole stand to install a banner at the top of the booth.

If you prepare the banner yourself, You have to install it yourself.

(\*Free installation when applying for a banner)

	Order	None
Pole Stand		

※ On-site registration fee will be charged extra \$80(USD/VAT Excluded).

※ If not checked, it will be considered as none.

## Power & Lighting

### Shell Scheme & Space Booth

※ Shell Scheme & Space booth includes 2 LED Spot Lights, 13-Amp Electrical Outlet(Up to 1Kw) per 1 booth.

※ **On-site registration fee will be charged extra 30%.**

#### 1. Additional Lighting(Charged)

1. LED Spot Light	2. 40W LED Fluorescent	3. 50W H.Q.I LED	4. Electrical Outlet(220V/15A)
			
US\$50	US\$55	US\$85	US\$50
Quantity :	Quantity :	Quantity :	Quantity :

#### 2. Additional Electricity(Charged)

Power Supply / 1KW	Price	Quantity	Total
	US\$55		US\$0

#### 3. Contact Point: Space & Shell Scheme Booth Installation

Part	Company Name	Contact Person	Tel.	E-mail
<b>Booth Structure</b>	Kyoung Dong Design	Lee, Daesung	+82-2-2038-5950	kddesign2@naver.com
<b>Furniture Fittings</b>	Modul	Park, chul	+82-2-6000-7560	cws82@chol.com
<b>Electricity</b>	Samjun Electricity CO., LTD	Nam, Heesung	+82-31-750-9222	samjeon7@kornet.net

### Space Only Booth

Space only booth does not include electricity supply. **Separate application is required.**

Space only booth should let organizer know how much amount of electric power would be needed to build the shell.

※ **On-site registration fee will be charged extra 30%.**

#### 1. Electricity (Necessary)

Power Supply / 1KW	Price	Quantity	Total
	US\$55		US\$0

#### 2. Contact Point: Space Only Booth Installation

Part	Company Name	Contact Person	Tel.	Fax.
<b>Booth Installation</b>	Kyoung Dong Design	Lee, Daesung	+82-2-907-8896	+82-2-991-8896
<b>Booth Installation</b>	Design Steelers	Sim, Munsup	+82-2-577-5936	-

#### 2-1. Notice for Space Only Booth

- Space only booth exhibitors requiring additional stand fittings or display fittings on their shell stands are recommended to use the services of the official constructor(Only approved by COEX)

※ **WHEN EXHIBITOR CHOOSE THE CONTRACTOR APPROVED BY COEX FOR BUILDING THEIR BOOTH, THEY SHOULD LET ORGANIZERS KNOW WHICH COMPANY WILL MANAGE IT.**

Company Name	Tel.	Person in Charge	Tel. (Contact Person)	E-mail

※ **The Space Only booth shall be installed by official contractors registered with COEX are available.**

**(<https://business.coex.co.kr/exhibition-hall/cooperative-firm/>)**

※ POINTS TO NOTE WHEN INSTALLING AN INDEPENDENT BOOTH

- a) When installing the structure, 1m space is needed from each wall of the exhibition hall.
- b) If fire hydrant is located within the assigned area, measures must be taken in case of emergency.
- c) All materials used in the booth assembly must be nonflammable or flame resistant.
- d) Carpet for floors should be easy to remove.
- e) Space only booth registrants cannot use booth walls of other exhibitors.
- f) Debris and wastes from the constructors and exhibitors should be removed **until 20:00 on Friday, September 18, 2026.**



## Furniture Application






Shell Scheme booth includes 1 Information desk, 1 Round table, 3 chairs and 1 waste basket per 1 booth.

※ **On-site registration fee will be charged extra 30%.**

※ The furniture provided on site may be different from the picture.

### 1. Additional Furnitures (OPTION)

ST-1. Round Table + 4Chairs	ST-2. Square Table + 4Chairs
	
W750*H750 W530*D470*H450	W1,200*D700*H750 W530*D470*H450
US\$120	US\$150
Quantity :	Quantity :

1.Information Desk	2.Round Table	3.Square Table	4.Chair	5.Catalog Holder(A)
				
W1,000*D500*H750	W750*H750	W1,200*D700*H750	W530*D470*H450	W270*H1,400
US\$55	US\$55	US\$65	US\$25	US\$35
Quantity :	Quantity :	Quantity :	Quantity :	Quantity :
6.Catalog Holder(B)	7.PDP"42 (USB Operation)	8.PDP"50 (USB Operation)	9.LCD Monitor	10.Laptop
				
W300*H1,500	42 inch	50 inch	24 inch	
US\$65	US\$360	US\$460	US\$160	US\$220
Quantity :	Quantity :	Quantity :	Quantity :	Quantity :
11.Refrigerator	12. Water Dispenser (Including 1 water pail)	13.Bottled Water (19L)	14.Stand Cloth Hanger	15.Table Cloth
				
80L	W350*D350*H900		W380*H1,600	W2500*H1500
US\$75	US\$65	US\$20	US\$25	US\$15
Quantity :	Quantity :	Quantity :	Quantity :	Quantity :

# H. Internet / Interpreter / Receptionist Guide

## 1. Wired Internet Line

- Internet : The public Wi-Fi provided by COEX may not be connected smoothly.  
We recommend that you apply individually.
- 1) When applying on this page, LAN cable is provided.  
The WI-FI router cannot be connected.

Unit	Unit Price (2days)	Quantity	Total
Internet Line	US\$180		₩ -

※ lightweight laptop may not fit properly.

## 2. Interpreter & Receptionist

- If exhibition assistants/interpreters are needed, please indicate the required number below.

Unit	Unit Price (1day)	Quantity	Total
Interpreter & Receptionist	US\$220		₩ -

# I. Seminar

## 1. Seminar Application

- a) Application is accepted on a first-come-first-served.
- b) You must participate in the Exhibition to apply for presentations.
- c) The seminar schedule will be allocated by the organizers in consideration of the country of introduction and the subject.
- d) Cost: USD 1,000 / 50 min  
(including a TV/VCR, Laptop, 2 microphones, a platform, a wireless amplifier, and a screen.)
- e) It is recommended to have an interpreter ready for smooth progress.
- f) It will be operated six times from 11:00-17:00 on both days.

<b>Cost (VAT Excluded)</b>	USD 1,000 / 50min	
<b>Seminar</b>	<input type="checkbox"/> Education&Career	<input type="checkbox"/> Emigration&Investment
<b>Prefer Date</b>	<input type="checkbox"/> September 19(Sat.)	<input type="checkbox"/> September 20(Sun.)
<b>Seminar Title</b>		

## 2. Education&Career Seminar Time Table

Time	September 19(Sat.)	September 20(Sun.)
11:00-11:50		
12:00-12:50		
13:00-13:50		
14:00-14:50		
15:00-15:50		
16:00-16:50		

## 3. Emigration&Investment Seminar Time Table

Time	September 19(Sat.)	September 20(Sun.)
11:00-11:50		
12:00-12:50		
13:00-13:50		
14:00-14:50		
15:00-15:50		
16:00-16:50		

## J. Hotel Accommodation

- Please contact the hotel directly to book your room(s).
- Please mention that you are an exhibitor of the "International Education&Emigration Fair" to receive partnership information.
- Please check with the hotel beforehand about the shuttle bus service.
- Please complete the reservation for accommodation **a month before the exhibition begins** to ensure stable lodging.
- Other reservations, cancellations and fairs are subject to the policy of each hotel.
- By filling out 'hotel reservation request form' and sending it by e-mail, you can make your reservation more conveniently.

Glad Hotel (www.glad-hotels.com)					
<b>Contact</b>	Ethan,Park				
<b>Contact Information</b>	<b>Tel.</b>	+82-2-6474-5000; +82-10-5104-4036	<b>Fax.</b>	+82-2-6222-5731	<b>Email.</b> <a href="mailto:jspark@glad-hotels.com">jspark@glad-hotels.com</a>
	<b>Address</b>	610, Teheran-ro, Gangnam-gu, Seoul, Republic of Korea			
<b>Effective Date</b>	March 26–31, 2026 (Booking Deadline: March 19, 2026)				

Grand InterContinental Seoul Parnas (www.iccoex.com)					
<b>Contact</b>	Daniel Park				
<b>Contact Information</b>	<b>Tel.</b>	+82-2-559-7777; +82-2-559-7764	<b>Fax.</b>	+82-2-559-7896	<b>Email.</b> <a href="mailto:parkjm@parnas.co.kr">parkjm@parnas.co.kr</a> ; <a href="mailto:ic-convention@parnas.co.kr">ic-convention@parnas.co.kr</a>
	<b>Address</b>	521, Teheran-ro, Gangnam-gu, Seoul, Republic of Korea			
<b>Effective Date</b>	March 25–31, 2026 (Booking Deadline: March 20, 2026)				

